

30 ACTIVE DRIVERS

1 DROVE 137X

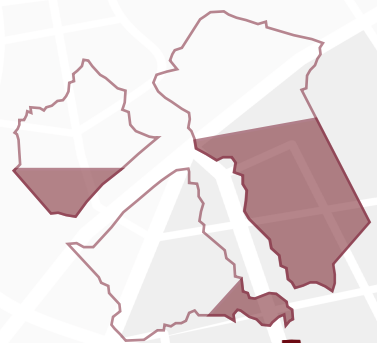
2 DROVE 80-90X

5 DROVE 30-45X

7 DROVE 20-29X

3 DROVE 11-19X

12 DROVE 1-10X



RIDER ORIGIN

59.4% Fauquier
27% Rappahannock
13.6% Culpeper

RIDER DESTINATION

Fauquier 74% Rappahannock 4%
Culpeper 11% Front Royal 1%
Princewilliam 9% Other 1%

1,240+

Rides Requested

560+

Rides Given

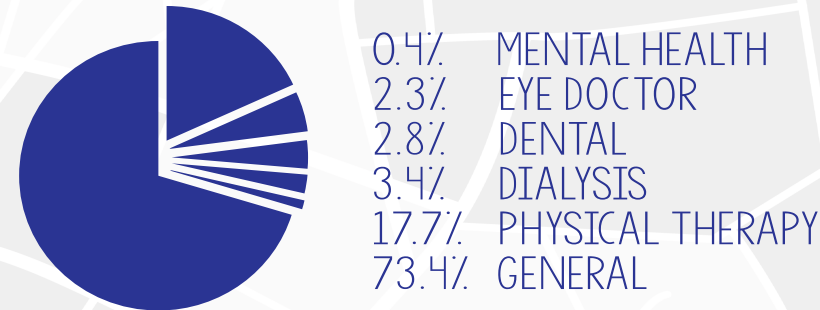
25%

Rides Unmet

176

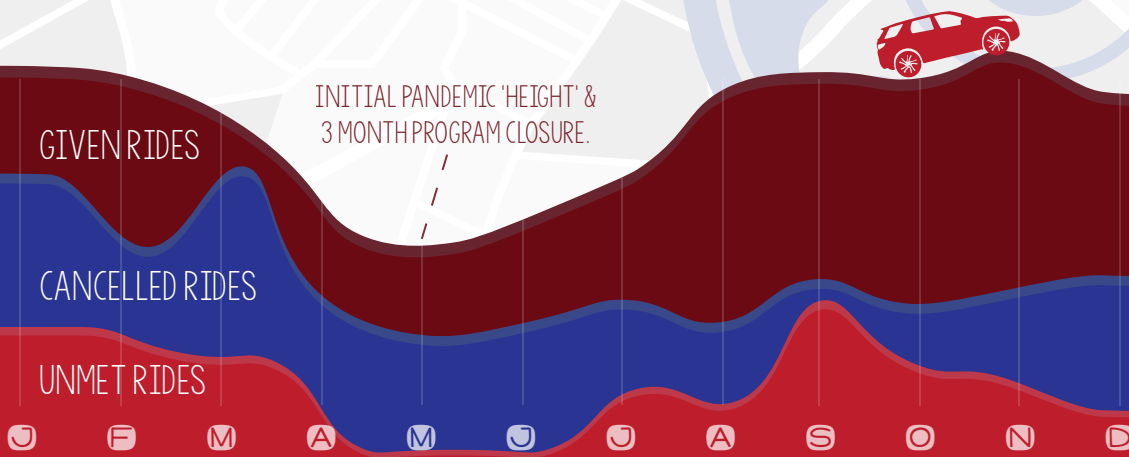
Unique Riders

RIDE REASON BREAKDOWN



- VOLUNTEERS PROVIDED AN AVERAGE OF 2-3 RIDES EACH DAY.
- RIDERS AVERAGE 3-4 TRIPS EACH YEAR.
- RIDES AVERAGED 3 HOURS AND 44 MILES ROUND TRIP.
- 356 NEW CLIENTS / 577 EXISTING CLIENTS
- 70% OF CLIENTS AGE 60+, 16% AGE 40-49, 14% UNDER AGE 40

MONTHLY CHANGES IN RIDE OUTCOMES



\$62,600+ Charitable Equivalent 26,000+ Miles Driven \$21,000+ Grants & Donations 6,000+ VolTran Vehicle Miles

2,600+ Calls in Service Area 1,600+ Driving Hours 261 Days of Rides 4 Community Partners

VOLTRAN 2020 REPORT

J F M A M J J A S O N D